8718



- High Torque
- High Step Accuracy
- High Resolution
- Custom Windings Available (No Additional Cost)

SPECIFICATIONS

BIPOLAR	Dimension "A" Max	Model #	Amps/ Phase	Torque oz-in	Torque N-m	Resistance Ohm/Phase	Inductance mH/Phase	Inertia oz-in²	Weight Lbs.	Number of Leads
	2.64" 67.1 mm	8718S-01S	1.40	434.0	3.06	4.7	26.4	7.66	3.85	4
		8718S-01P	2.80	434.0	3.06	1.2	6.6	7.66	3.85	4
		8718S-03S	2.10	434.0	3.06	2.0	14.0	7.66	3.85	4
		8718S-03P	4.20	434.0	3.06	0.5	3.5	7.66	3.85	4
		8718S-05S	3.15	434.0	3.06	1.0	6.1	7.66	3.85	4
		8718S-05P	6.30	434.0	3.06	0.3	1.5	7.66	3.85	4
	3.82" 97 mm	8718M-04S	1.40	861.0	6.08	6.7	64.5	14.80	5.94	4
		8718M-04P	2.80	861.0	6.08	1.7	16.1	14.80	5.94	4
		8718M-06S	2.10	861.0	6.08	2.5	23.6	14.80	5.94	4
		8718M-06P	4.20	861.0	6.08	0.6	5.9	14.80	5.94	4
		8718M-16S	3.15	861.0	6.08	1.2	8.3	14.80	5.94	4
		8718M-16P	6.30	861.0	6.08	0.3	2.1	14.80	5.94	4
	5.00" 127 mm	8718L-02S	1.40	1288.0	9.10	7.5	78.1	21.90	8.44	4
		8718L-02P	2.80	1288.0	9.10	1.9	19.5	21.90	8.44	4
		8718L-04S	3.15	1288.0	9.10	1.9	16.6	21.90	8.44	4
		8718L-04P	6.30	1288.0	9.10	0.5	4.1	21.90	8.44	4
		8718L-08S	3.85	1288.0	9.10	1.2	10.8	21.90	8.44	4
		8718L-08P	7.70	1288.0	9.10	0.3	2.7	21.90	8.44	4

UNIPOLAR*	Dimension "A" Max	Model #	Amps/ Phase	Torque oz-in	Torque N-m	Resistance Ohm/Phase	Inductance mH/Phase	Inertia oz-in²	Weight Lbs.	Number of Leads
	2.64" 67.1 mm	8718S-01	2.00	310.0	2.19	2.3	6.6	7.66	3.85	8
		8718S-03	3.00	310.0	2.19	1.0	3.52	7.66	3.85	8
		8718S-05	4.50	310.0	2.36	0.5	1.5	7.66	3.85	8
	3.82" 97 mm	8718M-04	2.00	615.0	4.79	3.3	16.1	14.80	5.94	8
		8718M-06	3.00	615.0	4.35	1.3	5.9	14.80	5.94	8
		8718M-16	4.50	615.0	3.86	0.6	2.1	14.80	5.94	8
	5.00" 127 mm	8718L-02	2.00	920.0	7.43	3.8	19.5	21.90	8.44	8
		8718L-04	4.50	920.0	7.70	1.0	4.1	21.90	8.44	8
		8718L-08	5.50	920.0	7.03	0.6	2.7	21.90	8.44	8

- Please complete our application data sheet for different windings.
- Power supply voltage can be any value as long as the driver output current is controlled at the rated current.
- Call Lin Engineering for additional bipolar torque curves.
- Performance, use, and appearance specifications of the products listed here are subject to change without notice.
- For operating temperatures, see page 94.

* These 8-wire motors are based on unipolar ratings. The motors can perform at both Bipolar Series and Parallel ratings.

DIMENSIONS (inches)

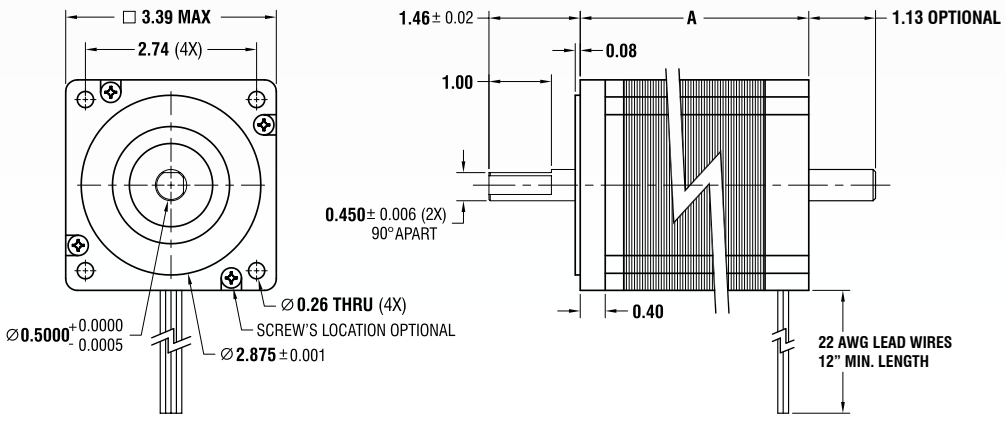

TORQUE CURVES

8718S-03S 24vDC, 2.1 Amps/Phase, Bipolar Series, 1/2 Stepping
8718S-03P 24vDC, 4.2 Amps/Phase, Bipolar Parallel, 1/2 Stepping

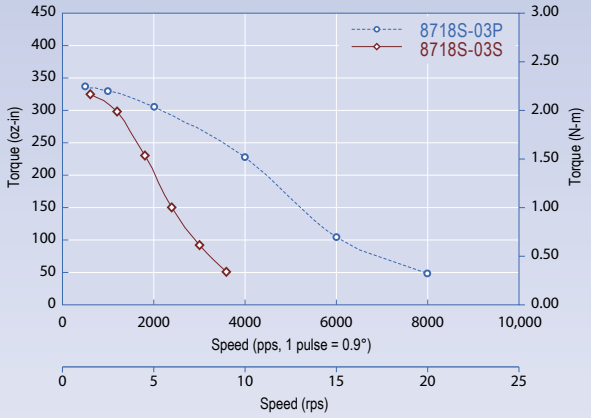

8718S-05S 48vDC, 3.15 Amps/Phase, Bipolar Series, 1/2 Stepping
8718S-05P 48vDC, 6.30 Amps/Phase, Bipolar Parallel, 1/2 Stepping

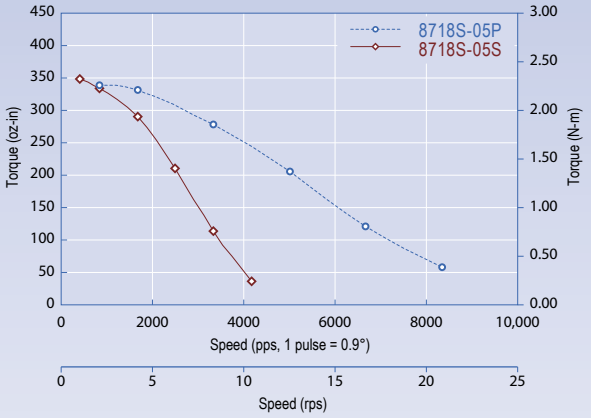

8718M-04S 48vDC, 1.4 Amps/Phase, Bipolar Series, 1/2 Stepping
8718M-04P 48vDC, 2.8 Amps/Phase, Bipolar Parallel, 1/2 Stepping

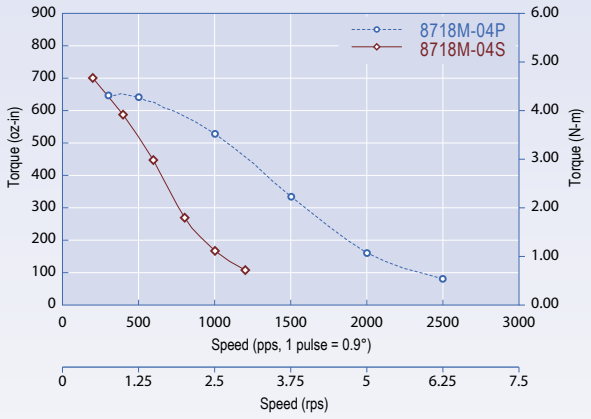

8718M-06S 48vDC, 2.1 Amps/Phase, Bipolar Series, 1/2 Stepping
8718M-06P 48vDC, 4.2 Amps/Phase, Bipolar Parallel, 1/2 Stepping

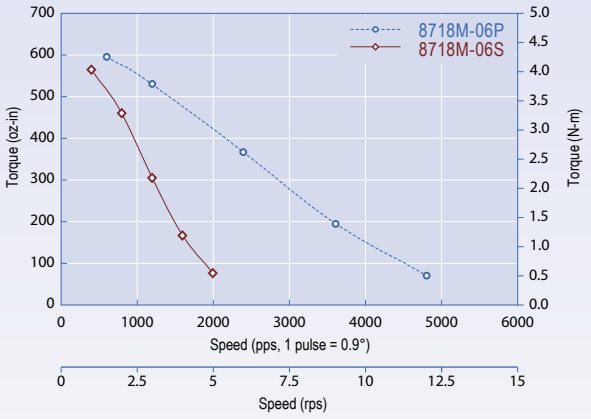

8718M-16S 48vDC, 3.15 Amps/Phase, Bipolar Series, 1/2 Stepping
8718M-16P 48vDC, 6.30 Amps/Phase, Bipolar Parallel, 1/2 Stepping

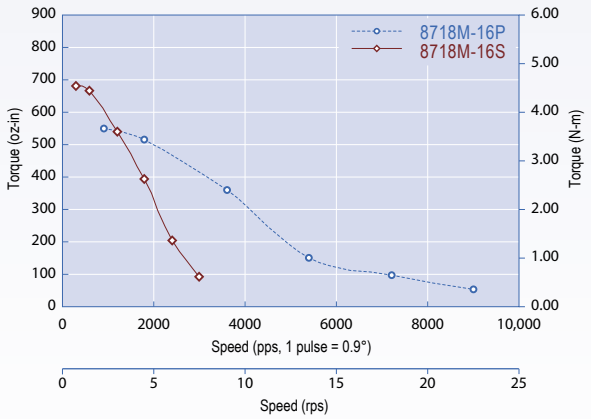

8718L-08S 48vDC, 3.85 Amps/Phase, Bipolar Series, 1/2 Stepping
8718L-08P 48vDC, 7.70 Amps/Phase, Bipolar Parallel, 1/2 Stepping

