8618



- NEMA Size 34 Mounting
- Cost Effective
- Custom Windings Available (No Additional Cost)

SPECIFICATIONS

BIPOLAR	Dimension "A" Max	Model #	Amps/ Phase	Torque oz-in	Torque N-m	Resistance Ohm/Phase	Inductance mH/Phase	Inertia oz-in²	Weight Lbs.	Number of Leads
	2.47" 62.7 mm	8618S-01S	4.27	252.0	1.78	0.4	4.4	3.10	3.20	4
		8618S-01P	8.54	252.0	1.78	0.1	1.1	3.10	3.20	4
		8618S-02S	3.15	252.0	1.78	0.8	5.4	3.10	3.20	4
		8618S-02P	6.30	252.0	1.78	0.2	1.4	3.10	3.20	4
		8618S-03S	0.88	252.0	1.78	10.0	58.2	3.10	3.20	4
		8618S-03P	1.75	252.0	1.78	2.5	14.6	3.10	3.20	4
	3.73" 94.7 mm	8618M-02S	2.80	490.0	3.46	1.5	14.6	6.02	5.78	4
		8618M-02P	5.60	490.0	3.46	0.4	3.7	6.02	5.78	4
		8618M-03S	1.40	490.0	3.46	6.9	60.0	6.02	5.78	4
		8618M-03P	2.80	490.0	3.46	1.7	15.0	6.02	5.78	4
		8618M-11S	3.00	490.0	3.46	0.9	9.6	6.02	5.78	4
		8618M-11P	6.00	490.0	3.46	0.2	2.4	6.02	5.78	4
	5.07" 128.8 mm	8618L-02S	2.80	700.0	4.94	2.3	23.8	9.85	8.00	4
		8618L-02P	5.60	700.0	4.94	0.6	6.0	9.85	8.00	4
		8618L-03S	4.69	700.0	4.94	0.9	7.4	9.85	8.00	4
		8618L-03P	9.38	700.0	4.94	0.2	1.9	9.85	8.00	4

UNIPOLAR*	Dimension "A" Max	Model #	Amps/ Phase	Torque oz-in	Torque N-m	Resistance Ohm/Phase	Inductance mH/Phase	Inertia oz-in²	Weight Lbs.	Number of Leads
	2.47" 62.7 mm	8618S-01E	6.10	180.0	1.27	0.2	0.8	3.10	3.20	8
		8618S-02E	4.50	180.0	1.27	0.4	1.4	3.10	3.20	8
		8618S-03E	1.25	180.0	1.27	5.0	14.6	3.10	3.20	8
	3.73" 94.7 mm	8618M-02E	4.00	350.0	3.40	0.7	3.7	6.02	5.78	8
		8618M-03E	2.00	350.0	3.27	3.4	15.0	6.02	5.78	8
		8618M-11E	4.29	350.0	2.80	0.4	2.4	6.02	5.78	8
	5.07" 128.8 mm	8618L-02E	4.00	500.0	5.36	1.2	6.0	9.85	8.00	8
		8618L-03E	6.70	500.0	5.00	0.5	1.9	9.85	8.00	8

- Please complete our application data sheet for different windings.
- Power supply voltage can be any value as long as the driver output current is controlled at the rated current.
- Call Lin Engineering for additional bipolar torque curves.
- Performance, use, and appearance specifications of the products listed here are subject to change without notice.
- For operating temperatures, see page 94.

* These 8-wire motors are based on unipolar ratings. The motors can perform at both Bipolar Series and Parallel ratings.

DIMENSIONS (inches)

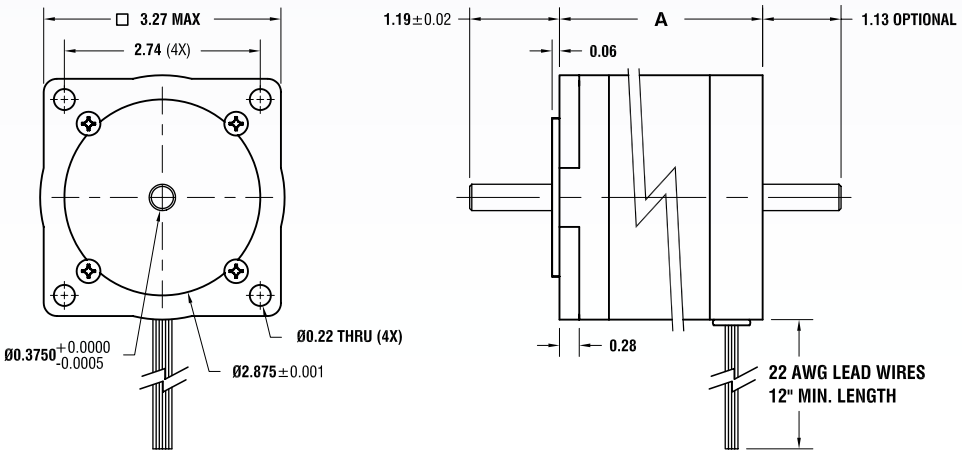

TORQUE CURVES

8618S-01S 48vDC, 4.27 Amps/Phase, Bipolar Series, 1/2 Stepping
8618S-01P 48vDC, 8.54 Amps/Phase, Bipolar Parallel, 1/2 Stepping

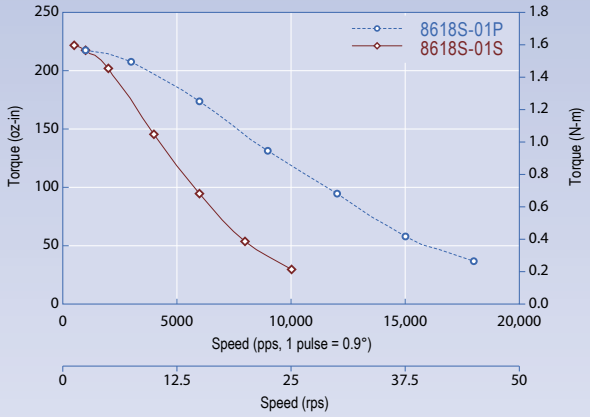

8618S-02S 48vDC, 3.15 Amps/Phase, Bipolar Series, 1/2 Stepping
8618S-02P 48vDC, 6.3 Amps/Phase, Bipolar Parallel, 1/2 Stepping

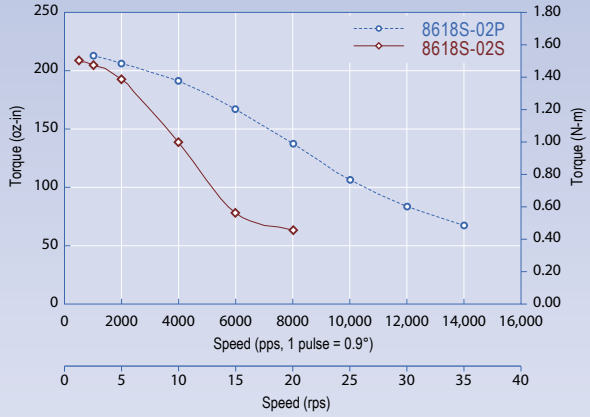

8618S-03S 48vDC, 0.9 Amps/Phase, Bipolar Series, 1/2 Stepping
8618S-03P 48vDC, 1.75 Amps/Phase, Bipolar Parallel, 1/2 Stepping

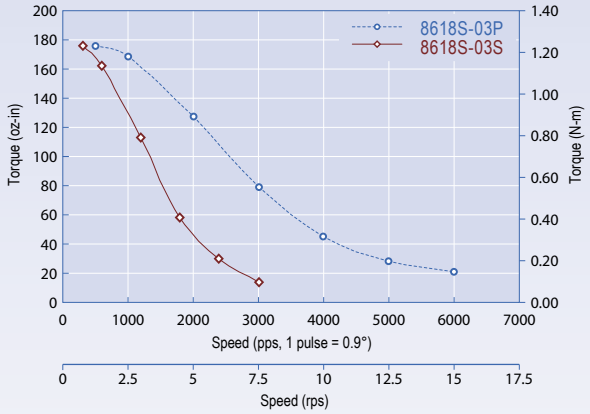

8618M-02S 48vDC, 2.8 Amps/Phase, Bipolar Series, 1/2 Stepping
8618M-02P 48vDC, 5.6 Amps/Phase, Bipolar Parallel, 1/2 Stepping

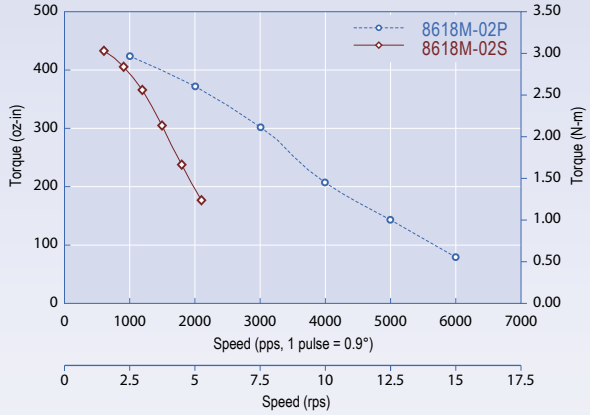

8618M-03S 48vDC, 1.4 Amps/Phase, Bipolar Series, 1/2 Stepping
8618M-03P 48vDC, 2.8 Amps/Phase, Bipolar Parallel, 1/2 Stepping

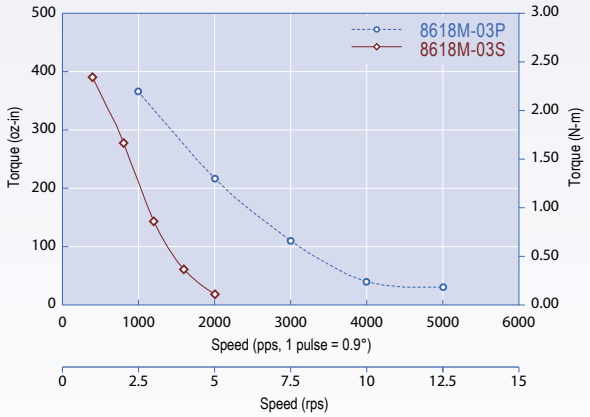

8618M-11S 48vDC, 3 Amps/Phase, Bipolar Series, 1/2 Stepping
8618M-11P 48vDC, 6 Amps/Phase, Bipolar Parallel, 1/2 Stepping

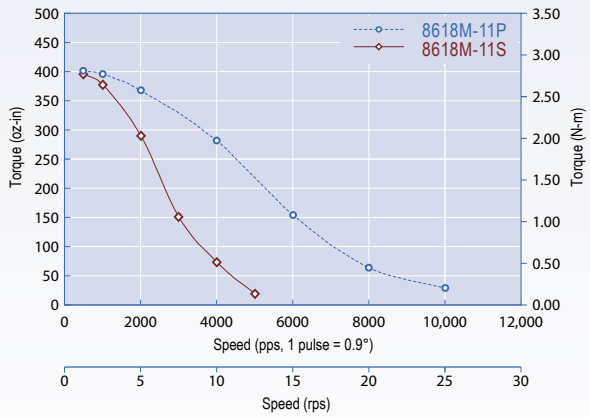

8618L-02S 48vDC, 2.8 Amps/Phase, Bipolar Series, 1/2 Stepping
8618L-02P 48vDC, 5.6 Amps/Phase, Bipolar Parallel, 1/2 Stepping

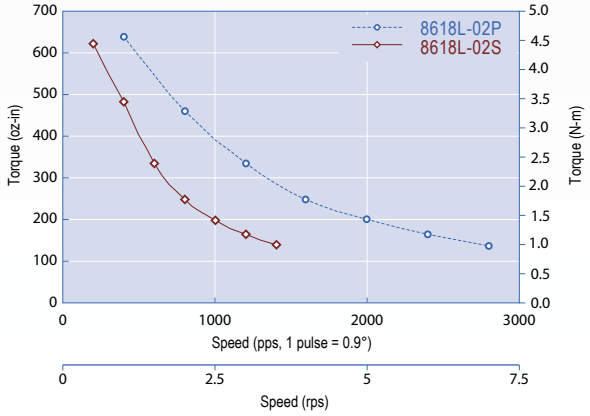

8618L-03S 48vDC, 4.7 Amps/Phase, Bipolar Series, 1/2 Stepping
8618L-03P 48vDC, 9 Amps/Phase, Bipolar Parallel, 1/2 Stepping

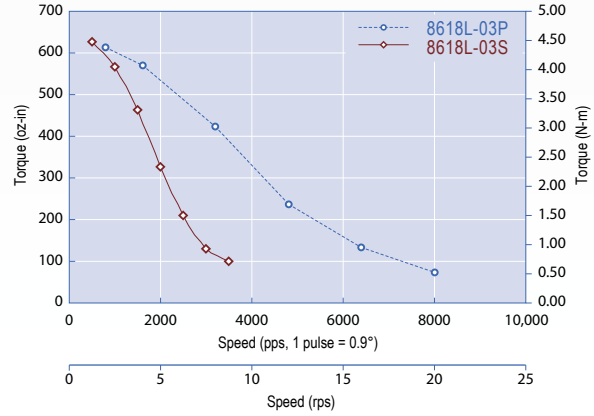

1990 Russell Ave. Santa Clara, CA 95054 • Tel.408-919-0200 • Fax.408-919-0201 • sales@linengineering.com • www.linengineering.com