4209



- NEMA Size 17 Mounting
- Wide Selection
- Cost Effective 0.9° Stepper
- Custom Windings Available (No Additional Cost)

SPECIFICATIONS

BIPOLAR	Dimension "A" Max	Model #	Amps/ Phase	Torque oz-in	Torque N-m	Resistance Ohm/Phase	Inductance mH/Phase	Inertia oz-in²	Weight Lbs.	Number of Leads
	1.34" 34 mm	4209S-01S	0.67	31.0	0.22	9.6	18.4	0.19	0.44	4
		4209S-01P	1.33	31.0	0.22	2.4	4.6	0.19	0.44	4
		4209S-02S	0.42	31.0	0.22	19.2	39.7	0.19	0.44	4
		4209S-02P	0.84	31.0	0.22	4.8	9.9	0.19	0.44	4
		4209S-03S	0.22	31.0	0.22	74.4	172.0	0.19	0.44	4
		4209S-03P	0.43	31.0	0.22	18.6	43.0	0.19	0.44	4
	1.57" 39.9 mm	4209M-01S	0.84	51.0	0.36	6.1	15.2	0.30	0.56	4
		4209M-01P	1.68	51.0	0.36	1.5	3.8	0.30	0.56	4
		4209M-02S	0.56	51.0	0.36	11.0	22.1	0.30	0.56	4
		4209M-02P	1.12	51.0	0.36	2.8	2.8	0.30	0.56	4
		4209M-03S	0.28	51.0	0.36	63.0	164.9	0.30	0.56	4
		4209M-03P	0.56	51.0	0.36	15.8	41.2	0.30	0.56	4
	1.89" 48 mm	4209L-01S	0.84	62.0	0.44	7.6	21.2	0.37	0.70	4
		4209L-01P	1.70	62.0	0.44	1.9	5.3	0.37	0.70	4
		4209L-02S	0.56	62.0	0.44	13.2	35.0	0.37	0.70	4
		4209L-02P	1.12	62.0	0.44	3.3	8.7	0.37	0.70	4
		4209L-03S	0.29	62.0	0.44	57.3	163.7	0.37	0.70	4
		4209L-03P	0.57	62.0	0.44	14.3	40.9	0.37	0.70	4

UNIPOLAR	Dimension "A" Max	Model #	Amps/ Phase	Torque oz-in	Torque N-m	Resistance Ohm/Phase	Inductance mH/Phase	Inertia oz-in²	Weight Lbs.	Number of Leads
	1.34" 34 mm	4209S-01	0.95	22.2	0.17	4.8	4.6	0.19	0.44	6
		4209S-02	0.60	22.2	0.17	10.1	11.9	0.19	0.44	6
		4209S-03	0.31	22.2	0.17	37.2	43.0	0.19	0.44	6
	1.57" 39.9 mm	4209M-01	1.20	36.1	0.26	3.0	3.8	0.30	0.56	6
		4209M-02	0.80	36.1	0.28	5.5	6.5	0.30	0.56	6
		4209M-03	0.40	36.1	0.28	31.5	41.2	0.30	0.56	6
	1.89" 48 mm	4209L-01	1.20	44.4	0.44	3.8	5.3	0.37	0.70	6
		4209L-02	0.80	44.4	0.28	6.6	8.7	0.37	0.70	6
		4209L-03	0.40	44.4	0.33	28.7	40.9	0.37	0.70	6

- Please complete our application data sheet for different windings.
- Power supply voltage can be any value as long as the driver output current is controlled at the rated current.
- Call Lin Engineering for additional bipolar torque curves.
- Performance, use, and appearance specifications of the products listed here are subject to change without notice.
- For operating temperatures, see page 94.

DIMENSIONS (inches)

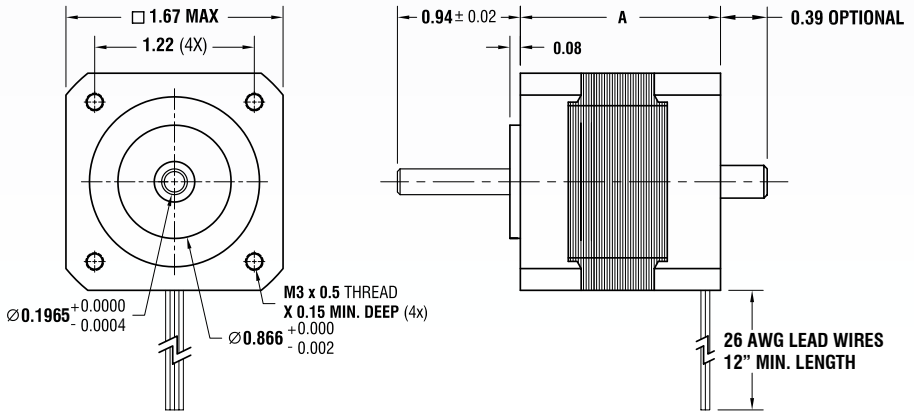

TORQUE CURVES

4209S-01S 24vDC, 0.67 Amps/Phase, Bipolar Series, 1/2 Stepping
4209S-01P 24vDC, 1.33 Amps/Phase, Bipolar Parallel, 1/2 Stepping

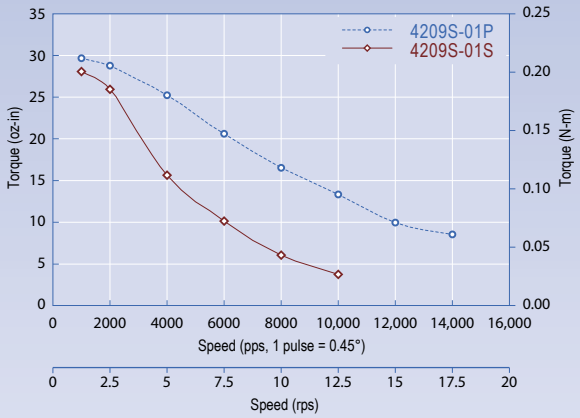

4209S-02S 24vDC, 0.42 Amps/Phase, Bipolar Series, 1/2 Stepping
4209S-02P 24vDC, 0.84 Amps/Phase, Bipolar Parallel, 1/2 Stepping

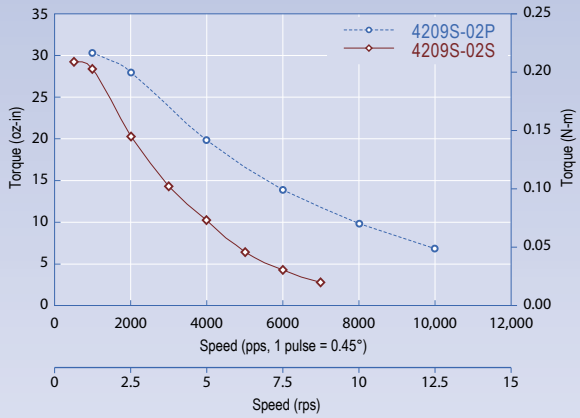

4209S-03S 24vDC, 0.22 Amps/Phase, Bipolar Series, 1/2 Stepping
4209S-03P 24vDC, 0.43 Amps/Phase, Bipolar Parallel, 1/2 Stepping

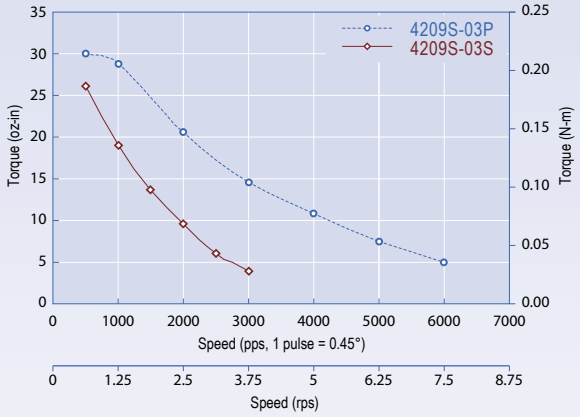

4209M-01S 24vDC, 0.84 Amps/Phase, Bipolar Series, 1/2 Stepping
4209M-01P 24vDC, 1.68 Amps/Phase, Bipolar Parallel, 1/2 Stepping

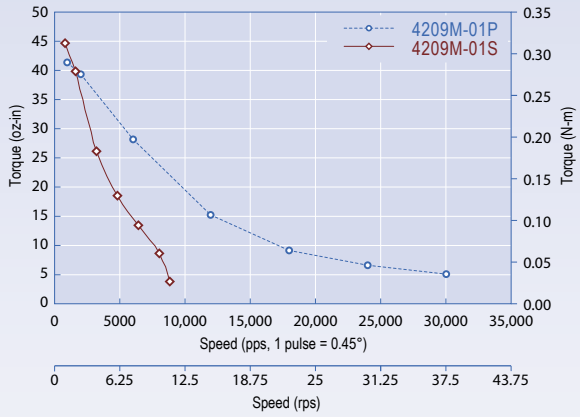

4209M-02S 24vDC, 0.56 Amps/Phase, Bipolar Series, 1/2 Stepping
4209M-02P 24vDC, 1.12 Amps/Phase, Bipolar Parallel, 1/2 Stepping

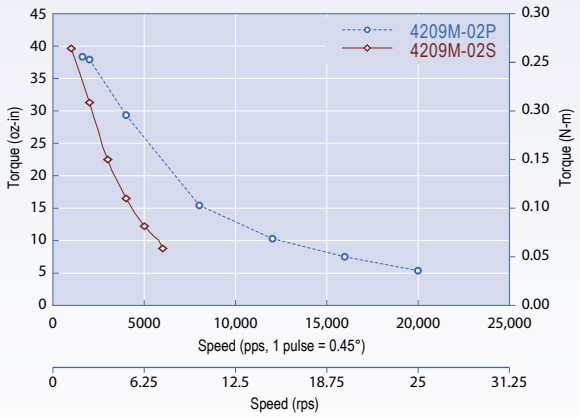

4209M-03S 24vDC, 0.28 Amps/Phase, Bipolar Series, 1/2 Stepping
4209M-03P 24vDC, 0.56 Amps/Phase, Bipolar Parallel, 1/2 Stepping

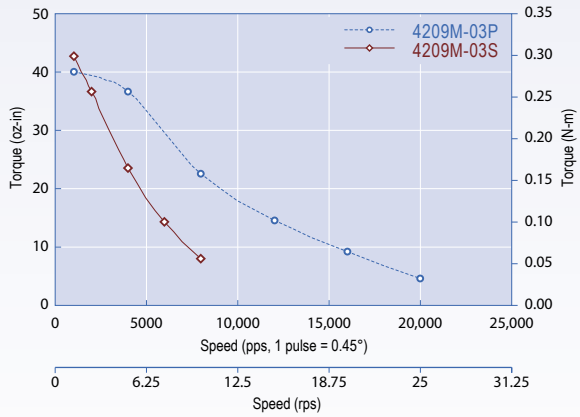

4209L-01S 24vDC, 0.84 Amps/Phase, Bipolar Series, 1/2 Stepping
4209L-01P 24vDC, 1.70 Amps/Phase, Bipolar Parallel, 1/2 Stepping

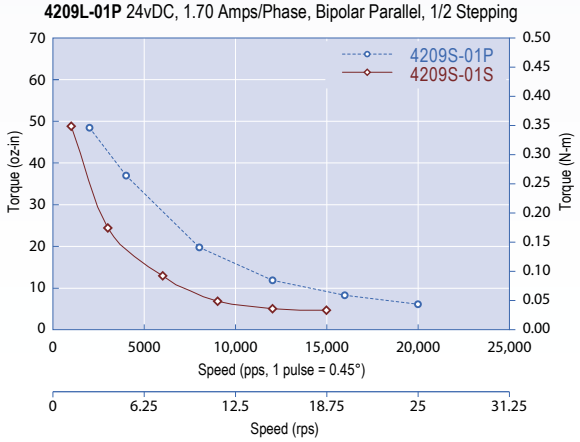

4209L-02S 24vDC, 0.56 Amps/Phase, Bipolar Series, 1/2 Stepping
4209L-02P 24vDC, 1.12 Amps/Phase, Bipolar Parallel, 1/2 Stepping

