4109



- NEMA Size 17 Mounting
- Low Inertia
- Ideal for High Speed Applications
- Custom Windings Available (No Additional Cost)

SPECIFICATIONS

BIPOLAR	Dimension "A" Max	Model #	Amps/ Phase	Torque oz-in	Torque N-m	Resistance Ohm/Phase	Inductance mH/Phase	Inertia oz-in²	Weight Lbs.	Number of Leads
	0.47″ 11.9 mm	4109Z-51	0.50	3.0	0.02	4.1	2.5	0.02	0.12	4
	0.54″ 14 mm	4109Y-51	0.60	6.0	0.04	5.0	2.8	0.03	0.16	4
	0.58″ 15 mm	4109X-51	0.60	7.0	0.05	5.0	2.8	0.04	0.18	4
	0.78″ 19.8 mm	4109V-51	1.20	15.0	0.11	3.0	2.2	0.08	0.28	4
	1.10″ 28 mm	4109R-05	0.80	22.0	0.14	6.5	4.4	0.11	0.41	4
		4109R-08	0.60	22.0	0.14	11.6	7.8	0.11	0.41	4

- Please complete our application data sheet for different windings.
- Power supply voltage can be any value as long as the driver output current is controlled at the rated current.
- Call Lin Engineering for additional bipolar torque curves.
- Performance, use, and appearance specifications of the products listed here are subject to change without notice.
- For operating temperatures, see page 94.

DIMENSIONS (inches)

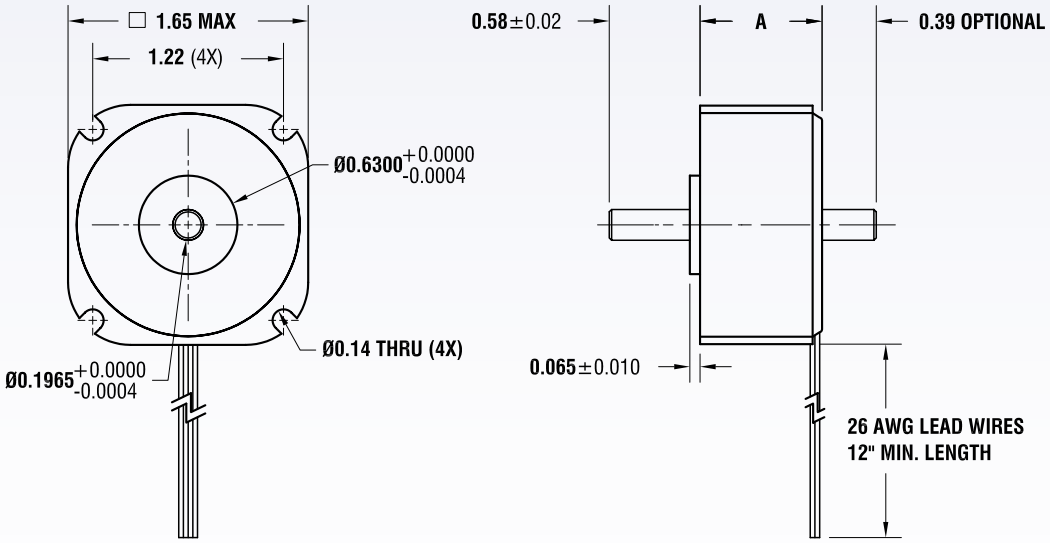

DID YOU KNOW...

Lin Engineering's motor selection process has a 90% application success rate. There is no need for customers to go through trial and error in the motor selection process.

TORQUE CURVES

4109Z-51 24vDC, 0.5 Amps/Phase, Bipolar, 1/2 Stepping

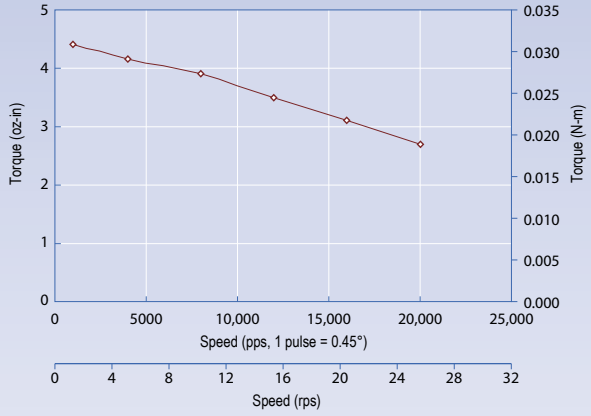

4109Y-51 24vDC, 0.6 Amps/Phase, Bipolar, 1/2 Stepping

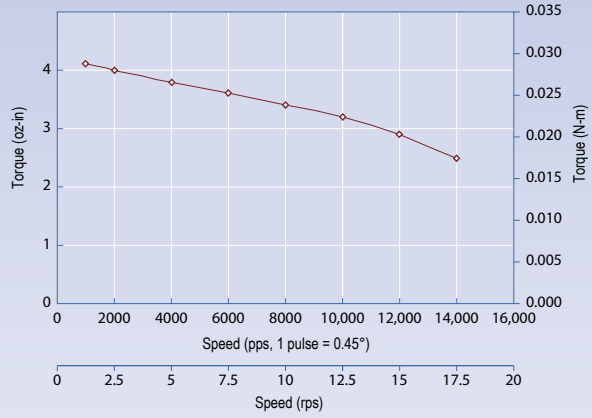

4109X-51 24vDC, 0.6 Amps/Phase, Bipolar, 1/2 Stepping

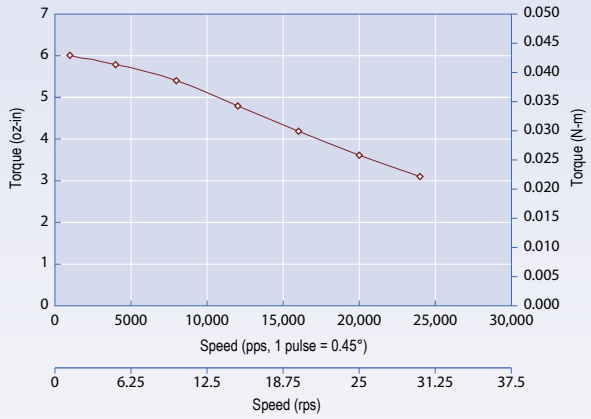

4109V-51 24vDC, 1.2 Amps/Phase, Bipolar, 1/2 Stepping

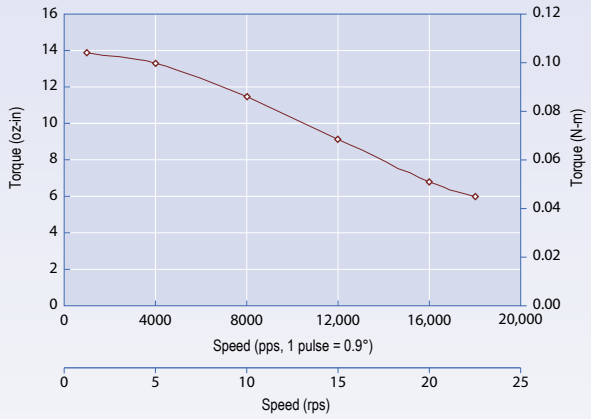

4109R-05 24vDC, 0.8 Amps/Phase, Bipolar, 1/2 Stepping

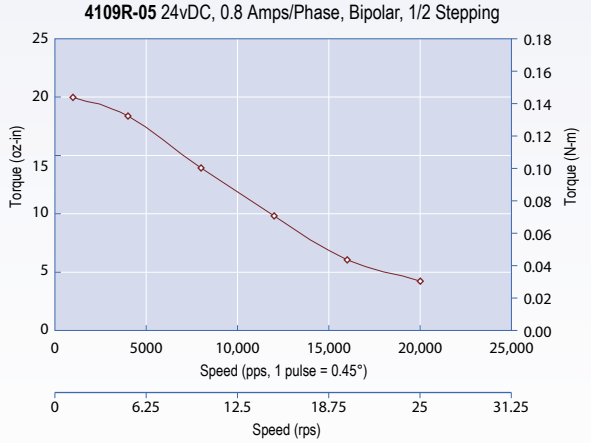

4109R-08 24vDC, 0.6 Amps/Phase, Bipolar, 1/2 Stepping

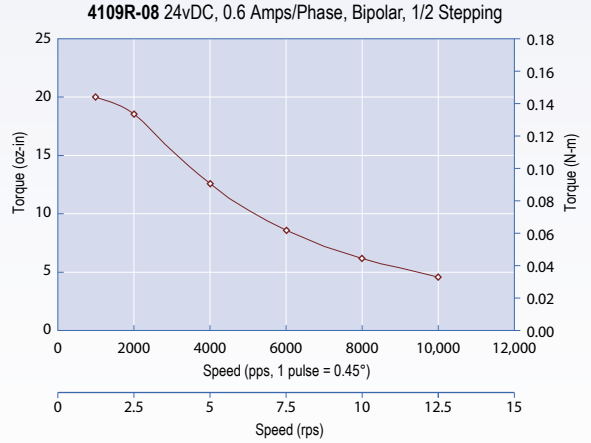

DID YOU KNOW...

Lin Engineering has their own quality team in China to guarantee quality products prior to shipping.